

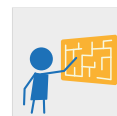
CLIMBING



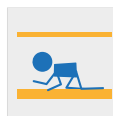
WALK/BALANCE



INTERACTIVE GAME



CRAWLING



MEETING & ROLE PLAY



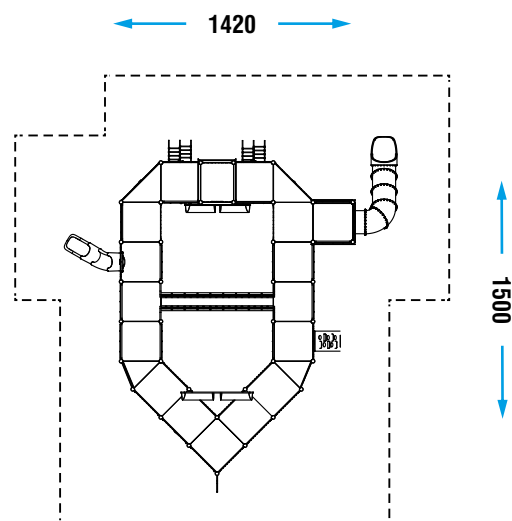
SLIDING



CATALOG COLLECTION	ESA
DIMENSIONS (L x W x H) in cm	1110 x 1200 x 550
MAXIMUM CFH	170
IMPACT ATTENUATING SURFACE	min. 179,25 m ² - MAX 217,50 m ²
SUGGESTED AGE OF USE	6+

COMPOSITION	<ul style="list-style-type: none"> - n°39 aluminium Ø127 round poles - n°22 aluminium decks - n°12 metal guardpanels - n°26 HDPE sheet guardpanels - n°1 modular slide with HDPE crossbar - n°1 tube slide - n°4 HDPE sheet playpanels - n°2 rotating mold PTE playpanels - n°2 rope net climbings - n°1 rotating mold PTE climbing - n°4 rotating mold covers - n°7 HDPE sheet decorations - n°2 metal and plastic fabric sails - n°2 rotating mold PTE panels with opening
--------------------	--

SECURITY AREA



Make a proper security surface according to CFH. Periodic maintenance is mandatory, following manual supplied to customer.