




WALK/BALANCE



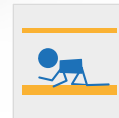
INTERACTIVE
GAME



CLIMBING



CRAWLING



SLIDING



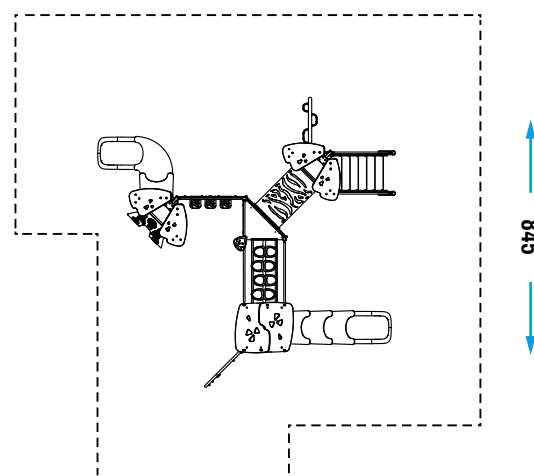
CATALOG COLLECTION	TIKA LINE
DIMENSIONS (L x W x H) in cm	545 x 530 x 315
MAXIMUM CFH	150
IMPACT ATTENUATING SURFACE	min. 62,00 m ² - MAX 72,25 m ²
SUGGESTED AGE OF USE	3 +

COMPOSITION

- n°13 octagonal aluminium poles
- n°4 aluminium decks
- n°1 HDPE sheet gable roof
- n°2 HDPE sheet and metal roofs
- n°3 metal guardpanels
- n°1 aluminium stairs
- n°2 modular slides
- n°1 HDPE sheet playpanel
- n°1 HDPE sheet decoration
- n°1 hanging climb bridge
- n°1 mushroom bridge
- n°1 HDPE sheet climbing
- n°1 metal and HDPE climbing
- n°1 metal arch climbing
- n°1 metal and HDPE tunnel
- n°1 metal ladder

SECURITY AREA

830



Make a proper security surface according to CFH. Periodic maintenance is mandatory, following manual supplied to customer.